

WILDFIRE SAFETY GUIDE:

Are You Ready for Wildfire?



MISSION

*Ready,
Set, Go!*



MISSION 1

GET TO KNOW YOUR LOCAL LANDSCAPE


WHAT DOES THE LAND AROUND YOUR HOUSE LOOK LIKE?
WHAT KINDS OF PLANTS ARE GROWING THERE?

Place a checkmark next to the picture that best matches your home environment.



A WILDFIRE CAN START ANYWHERE THERE ARE PLANTS.
That means wildfires can happen in forests, prairies,
meadows, scrub, deserts, and even swamps!

LOOK OUTSIDE YOUR FRONT DOOR.
What do you see? Draw a picture!





MISSION 2

MEET YOUR FIREFIGHTERS

Did you know that there's more than one kind of firefighter? Some firefighters wear different clothes and have special jobs they can do during a wildfire.

Some wear yellow, blue, red, or green uniforms. Their helmets can be white, blue, black, yellow or even bright orange.

They might carry chainsaws, hoses, shovels, or special backpacks.

All sorts of people become wildland firefighters: boys, girls, moms, dads...there are even wildfire dogs!



What do you see when you think of wildland firefighters?
Color these pictures in and show your friends, teachers, or parents!



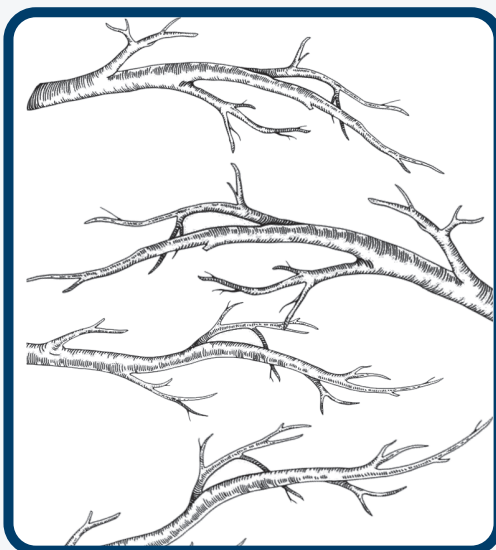



MISSION 3

BE READY!

Keeping your yard clean helps make your house safer from wildfires. Offer to help the grownups the next time they rake, mow, or pick up toys outside.

*Here are some things to clear away from your yard.
Color them in...and then go see if there are any outside YOUR house!*





MISSION 4

GET SET!

Eric and Kiya are packing Go Kits with their aunt. These will help them get to safety if there's a wildfire, but they need help choosing what to pack.

Circle the items you want to put in your Go Kit!



WATER



TV REMOTE



RADIO



FIRST AID KIT



MEDICINE




FLASHLIGHT



CLOTHES



CORN COB



SNACKS



BATTERIES



TOYS



ICE CREAM



MISSION 5

GO!

When a wildfire gets close, it's time to GO somewhere safe.
Make sure you listen to firefighters, police officers,
and other trusted adults so they can tell you what to do and where to go.

Ask your parent or guardian to help you draw a map of your neighborhood.
What's between your home and safety?



MY HOUSE





MISSION 6

WRITE DOWN YOUR INFORMATION

You're almost done with your mission!
For the final step, ask an adult to help you fill out the information below.

Post this paper somewhere that everyone can see
and if you have any siblings, make sure they have a list, too!

Important Information

Parent/Guardian's Cell Phone:

Family Friend's Phone:

Other Cell Phone:

Go Kit Location:

Meeting Location If Separated:

***In Case of an Emergency
Call 9-1-1***

IAFC Wildland Fire Programs are funded through DHS/FEMA/AFG/FP&S grants awarded FY2018 (EMW-2018-FP-00279) and FY2019 (EMW-2019-FP-00412) and in cooperation with the USDA Forest Service. USDA is an equal opportunity provider and employer.



CERTIFICATE OF COMPLETION

THIS CERTIFIES THAT

HAS COMPLETED THE
Ready, Set, Go!
PREPAREDNESS MISSION



SAFETY STARTS WITH

you!



WILDFIRE SAFETY GUIDE:

*Are You Ready
for Wildfire?*



MISSION

*Ready,
Set, Go!*

**FOR MORE INFORMATION PLEASE
VISIT OUR WEBSITE**

**IAFC.ORG/TOPICS-AND-TOOLS/RESOURC-ES/
RESOURCE/READY-SET-GO-PROGRAM**

